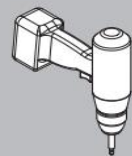
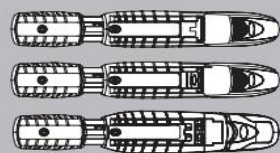


Back Country; Manual, Auto and Magnum



For Roller ski: Use Xcelerator Roller ski binding with safety screws only in combination with Xcelerator Mounting Plate!



Ski length:
All

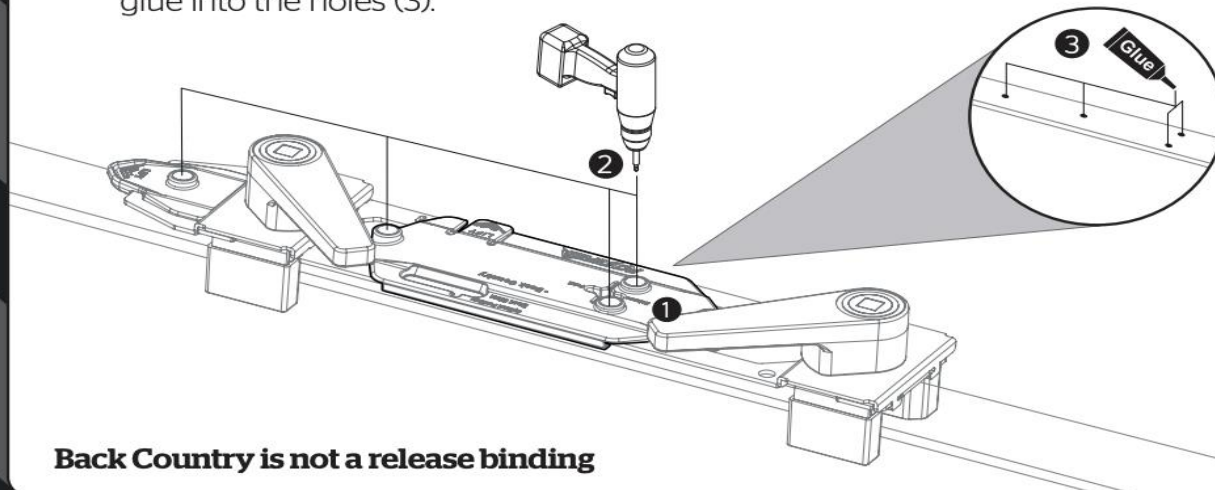
Rottefella BC Manual
Rottefella BC Auto
Rottefella BC Magnum



Front: 6,3 x 17
Under flex: 6,15 x 24
Rear and heel: 6 x 14

1

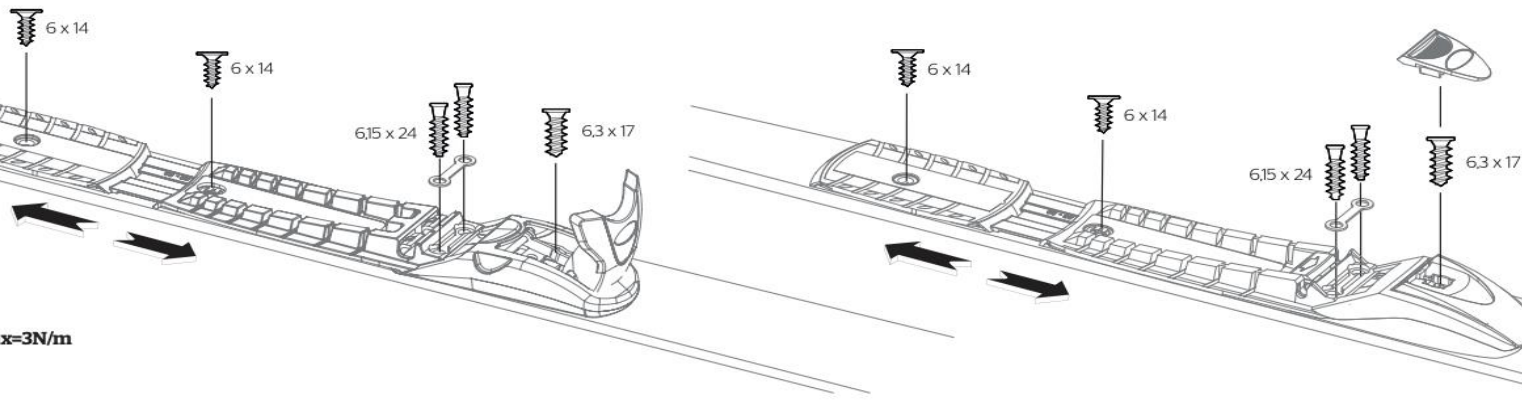
Match correct shoe size, mount the jig with black BC-insert onto the ski, matching the balance point (1). Drill using the advised drill bit (2), remove the jig and use binding glue into the holes (3).



Back Country is not a release binding

2

Adjust heel to match shoe size and fasten the binding using the correct screw in each hole as illustrated below. Tighten screws manually.



3

Push the flex in place (1) and place stickers to cover up screw holes (2).

